

NEUATION



CHANGE THE WAY
THINGS WORK

iFuge L400P
(Versatile Lab Centrifuge)

iFuge L400P (Versatile Lab Centrifuge)

What use is technology if it doesn't make your life easier? Most manufacturers of centrifuges will advertise a long list of features and specifications to entice users into thinking that it will make their work easier. But, the rampant use of low-quality components and materials lead to glaring issues with performance and durability. The motor, being the most important component of the device, is frequently found to be weak and as a result cannot deliver the expected output. This not only results in more time and effort being spent in maintenance, but also negatively impacts your work. Moreover, the ill-thought design of the device makes it unusually bulky and big, resulting in the device occupying a large amount of valuable bench space compared to its performance.

While, most mass-market centrifuges come with glaring issues because the manufacturers are not aware about the real issues faced by customers, Neuation's R&D department spends a lot of time learning about user feedback and expectations to better understand their needs. iFuge L400P is the result of such research-intensive effort resulting in a device which offers powerful, efficient performance with years of durability. The sheer versatility of the device due to a wide range of rotor makes it extremely useful across a wide range of requirements. Moreover, the user can easily program the device to suit his unique needs with the user-friendly interface. Also, the brushless DC motor present in the device, guarantees efficient performance without the need for constant maintenance.




Product Features



More Than 15 Rotor Options
(Swing & Angle) For Different
Work Protocols



High-performance
Brushless DC Motor For A
Maintenance-free Long Life.



Microprocessor Control
Enables Quick & Easy
Programming As Well As
Enhanced Performance
And Efficiency.



Adjustable Speed Range
Of Upto 4500 RPM

Adjustable Timer Setting
Allows The User To Set Timer
From 1 To 99 Minutes
With Infinite Mode.



Lid Lock Safety Feature
Ensures That The Lid Of The
Device Will Not Open While
The Rotor Is Still Running.



Electronic Imbalance
Detection Feature
For Maximum Safety.



9 Acceleration & 11 Deceleration
Modes For Starting And
Stopping Without Disturbing
Fragile Samples.



Product Features



Large Digital Display
For Easy Reading Of
Multiple Parameters



Intuitive Interface Allows
For Quick And Easy Setting
Of Parameters Without
Compromising On Convenience.



One Touch Toggle Feature
Allows For Toggle Between
RCF & RPM With Just A
Touch Of A Button



Short Spin Feature
For Ultra-fast Short
Centrifugation And
Pelleting.

Intelligently Designed
Airflow System Ensures That
The Temperatures Of Samples
Do Not Rise Significantly.



Emergency Lid Release
Feature Ensures That No
Matter What Happens, Your
Safety Is Not Compromised.



Ultra-quiet Operation For
A Healthier And Quieter
Laboratory Environment.




Steel Rotor
Chamber which is
Extremely Easy To Clean.



Product Features



Lightweight Design Ensures That You Can Easily Transfer The Device From One Place To Another Without Any Problems.



Easy Loading And Unloading Of Samples Because Of Its Low Height Design.

Compact Design Saves Valuable Bench-space And Is Suitable For Almost Every Size Of Lab Bench.



Specifications

Specifications	iFuge L400P
Rotor Capacity max.	4 x 100 ml
Maximum Speed RPM / RCF (g)	4500 RPM / g varies as per rotor
Motor Type	(BLDC) Brushless DC motor
Display	Large Display
Speed Setting	500 to 4500 RPM
Timer Setting	1 to 99 Mins & infinite mode
Programmable	Yes, user can save & run upto 99 programs
Imbalance detection	Yes
Dimensions (WxDxH) in mm	595 x 436 x 311 mm
Weight	23 kg (without rotor)
Rotors (not included)	Multiple rotor options (Swing & Fixed angle rotors)

Ordering Information

iFuge L400P		
Product Name	Cat #	Details
L400P (110V)	LC01-3010 US	Multipurpose Lab Centrifuge - Max RPM 4500
L400P (220V)	LC01-3020 EU/AUS/IND	Multipurpose Lab Centrifuge - Max RPM 4500

Swing Out Rotors



Cat. No. # LC01-L30-124
Capacity: 2 x PCR Plates
RCF: 2355 g



Cat. No. # LC01-L30-125
Capacity: 16 x 15 ml
RCF: 4312 g



Cat. No. # LC01-L30-129
Capacity: 4 x 50 ml
RCF: 3485 g




Cat. No. # LC01-L30-130
Capacity: 4 x 100 ml
RCF: 3164 g



Cat. No. # LC01-L30-140
Capacity: 32 x 6 ml
RCF: 3164 g

Fixed Angle Rotors



Cat. No. # LC01-L30-131
Capacity: 16 x 15 ml
RCF: 3144 g



Cat. No. # LC01-L30-135
Capacity: 4 x 50 ml
RCF: 2644g



Cat. No. # LC01-L30-136
Capacity: 4 x 100 ml
RCF: 2559 g



Cat. No. # LC01-L30-137
Capacity: 24 x 15 ml
RCF: 2852 g

NEUATION

www.neuation.com

AN ISO 9001 : 2015 & ISO 13485 : 2016 CERTIFIED

*We also execute OEM projects. Specifications can be changed without notice for quality improvement.